

AFFIDAVIT SUBMITTED BY
Jane McCollum
Chief Deputy Treasurer

NAVARRO COUNTY TREASURER

STATE OF TEXAS

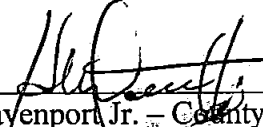
COUNTY OF NAVARRO

Before me, the undersigned authority, on this day personally appeared the following named persons, and after being duly sworn, deposes and says: Honorable H. M. Davenport, Jr., County Judge, Honorable Jason Grant, Commissioner Pct. 1, Honorable Eddie Perry, Commissioner Pct. 2, Honorable Eddie Moore, Commissioner Pct. 3, and Honorable James Olsen, Commissioner Pct. 4.


I, Jane McCollum, Navarro County Chief Deputy Treasurer, on this 28th day of February, 2022 present to the Navarro County Commissioners Court the revised Monthly Financial Report for the month ending on January, 2022 for the court to review and approve. This report is in compliance with section 114.026 of the Local Government Code, so therefore we hereby execute this affidavit for publication.

With this signed affidavit, We the Commissioners Court, state that the requirements of Subsection (C) have been met with the examination of this report.

Signed and executed this 28th day of February, 2022.



H. M. Davenport Jr. – County Judge




Jason Grant – Commissioner Pct 1



Eddie Perry – Commissioner Pct 2




Eddie Moore – Commissioner Pct 3



James Olsen – Commissioner Pct 4

SWORN AND SUBSCRIBED TO BEFORE ME, this 28th day of February, 2022 by H. M. Davenport, Jr., Jason Grant, Eddie Perry, Eddie Moore, and James Olsen, in their official capacities as the members of the Navarro County Commissioners Court.





Sherry Dowd – Navarro County Clerk

**NAVARRO COUNTY, TEXAS
REPORT OF CASH AND INVESTMENTS
FOR THE MONTH OF JANUARY, 2022**

FUND	BEGINNING BALANCE	RECEIPTS	BANK INTEREST	DISBURSEMENTS	ENDING BALANCE	TEX POOL BEGINNING BAL	TEX POOL DEP/WD	TEX POOL INTEREST	TEX POOL ENDING BAL	TOTAL
GENERAL	11,840,528.12	4,756,043.30	2,353.80	2,547,627.41	14,051,297.81	734,973.89	-	60.90	735,034.79	14,786,332.54
COMMUNITY SUPERVISION	217,217.38	46,424.25	38.03	90,230.22	173,449.44	97,952.60	-	8.12	97,960.72	271,410.16
JUVENILE PROBATION	135,533.90	29,076.00	21.84	70,187.10	94,444.64	80,030.74	-	0.62	80,031.36	174,476.00
FLOOD CONTROL	1,892,580.41	70,793.47	-	15,850.00	1,947,523.88	2,272.54	-	0.31	2,272.85	1,949,796.73
ROAD & BRIDGE - PCT 1	301,014.55	216,898.16	68.21	-105,353.27	412,627.65	32,786.06	-	2.72	32,788.78	445,416.43
ROAD & BRIDGE - PCT 2	308,738.91	216,898.15	66.32	135,157.12	390,546.26	81,304.76	-	6.74	81,311.50	471,857.76
ROAD & BRIDGE - PCT 3	743,843.99	220,396.14	140.38	226,838.07	737,542.44	69,552.30	-	5.76	69,558.06	807,100.50
ROAD & BRIDGE - PCT 4	523,497.67	217,070.65	106.05	117,907.82	622,766.55	80,526.16	-	6.67	80,532.83	703,299.38
H.I.D.T.A.	19,353.65	275,530.01	3.29	275,530.01	19,356.94	-	-	-	-	19,356.94
H.I.D.T.A. SEIZURE	31,831.45	-	5.41	-	31,836.86	1,785.69	-	0.07	1,785.76	33,622.62
DEBT SERVICE	203,197.34	80,217.03	43.75	-	283,458.12	2,296.44	-	0.31	2,296.75	285,754.87
CAPITAL PROJECTS	3,560.39	-	0.60	-	3,560.99	10,882.56	-	0.93	10,883.49	14,444.48
SHERIFF STATE SEIZURE	84,809.03	-	14.41	-	84,823.44	54.05	-	-	54.05	84,877.49
DISTRICT ATTY FORF	128,520.51	4,641.00	25.39	3,000.34	130,166.56	118,315.17	-	9.78	118,324.95	248,511.51
HEALTH INSURANCE	383,378.95	1,195,939.08	64.58	1,521,228.71	58,153.90	12,589.13	-	1.00	12,600.13	70,754.03
ECONOMIC DEVELOPMENT	-	-	-	-	-	2,263.58	-	0.31	2,263.89	2,263.89
TRUST	1,426,491.95	23,546.01	255.56	20,330.01	1,429,963.51	276,171.10	-	22.88	276,193.98	1,706,157.49
LAKE TRUST	242.85	-	0.04	-	242.89	100,290.60	-	8.27	100,298.87	100,541.76
REVOLVING & CLEARING	2,139,672.26	4,764,848.29	468.96	4,763,999.89	2,140,989.62	804.17	-	-	804.17	2,141,793.79
PAYROLL FUND	16,109.34	950,791.12	18.71	950,791.12	16,128.05	-	-	-	-	16,128.05
DISBURSEMENT FUND	102,137.17	3,367,898.81	139.62	3,367,849.31	102,326.29	-	-	-	-	102,326.29
2014 GO BONDS	101,995.11	-	17.33	-	102,012.44	-	-	-	-	102,012.44
SPECIAL REVENUE	778,354.73	7,481.88	132.11	9,747.72	776,221.00	-	-	-	-	776,221.00
SHERIFF FED SEIZURE	676,517.39	-	114.92	-	676,632.31	-	-	-	-	676,632.31
ELECTION CONTRACT	173,618.74	21,664.43	29.61	-	195,312.78	-	-	-	-	195,312.78
A.R.P.A.	4,871,173.26	-	827.44	-	4,872,000.70	-	-	-	-	4,872,000.70
TOTAL	27,103,919.05	16,466,167.78	4,966.36	14,221,628.12	29,353,405.07	1,704,861.48	-	135.39	1,704,996.87	31,058,401.94

	CURRENT MONTH	YTD
INTEREST EARNED:	5,091.76	23,740.14


Prepared By: Jane McCollum / Chief Deputy Treasurer

2/10/2022
Date